

**KAMP12**

Mains Lead for MFTs  
Instrument conn:  
4 mm  
connectors



**KAMP13**

Mains Lead  
Instrument conn: IEC Slotted



**FUSE500**

10 x 500mA 600 V Fast-blow Fuses

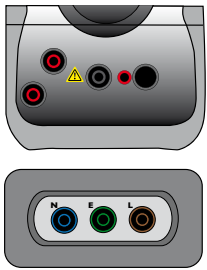


**FUSE10**

10 x 10A 600 V Fast-blow  
Fuses for test leads



Kewtech test leads are precision engineered using high quality components to meet today's exacting testing requirements of accuracy and consistency. They have been subjected to pull out, bending stress, twisting and temperature tests to ensure the best performance.

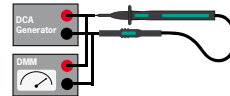


Any standard 4mm sockets

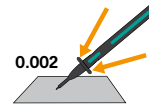


Any standard IEC sockets

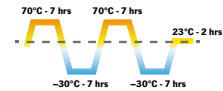
**G7 test criteria**



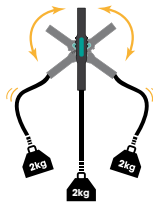
Internal resistance



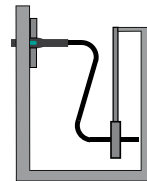
Contact resistance



Temperature



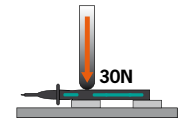
Flex and pull



Rotational flex



Pull out force



Rigidity